Wingate MT4 Portfolio

28 January 2020

Portfolio Summary

Instrument	Name	Currency	6m	1y	3y	5y	Hist. Yield	Portfolio Expense	FE Risk Score
Portfolio	Wingate MT4 Portfolio - Mar 08	GBP	5.66	15.26	20.14	48.06	1.59	0.61	52
Benchmark	Wingate MT4 Portfolio Benchmark - Mar 08	GBP	5.39	15.52	20.59	48.45	0.00	-	51

Performance figures to last month end

Portfolio Expense - The portfolio expense is calculated using the weighted value of the Ongoing Costs Ex Ante of the portfolio constituents. Where the Ongoing Costs Ex Ante is not available the OCF is used, and where this is not available the TER is used.

Please note: Historic yield figures will only be provided for funds with at least 12 months of performance history.

Portfolio Composition

					1 Year			3 Years			
Fund Manager	Name	Original % Holding	Current % Holding	Hist. Yield	Perf.	Est. Contrb	Qtl	Perf.	Est. Contrb	Qtl	FE Crown Rating
Allianz Global Invtrs GmbH(UK)	Gilt Yield I Inc - May 02	39.70	40.59	1.23	7.09	2.81	2	11.25	4.47	1	
Merian Investment Management L	UK Smaller Companies U1 Acc GBP - Feb 01	12.90	12.98	0.86	29.85	3.85	2	48.89	6.31	2	
Baillie Gifford & Co Ltd**	Japanese B Acc - Jul 88	5.25	5.13	1.14	18.50	0.97	2	31.13	1.63	1	
GLG Partners	Japan Core Alpha C Professional Acc - Nov 99	5.25	5.13	2.22	7.46	0.39	4	7.77	0.41	4	
AXA IM UK	Framlington UK Mid Cap Z Acc - Mar 11	4.38	4.35	1.44	36.28	1.59	1	38.68	1.69	1	
Jupiter Unit Trust Mgrs Ltd	UK Special Situations I Acc - Jun 96	4.38	4.26	3.56	16.33	0.72	4	17.73	0.78	3	
Liontrust Fund Partners LLP	Special Situations I Inc - Nov 05	4.38	4.35	1.83	21.62	0.95	2	38.99	1.71	1	
Merian Investment Management L	UK Alpha U1 Acc GBP - Feb 03	4.38	4.27	3.61	23.22	1.02	2	25.16	1.10	2	
Schroder UT Managers**	Recovery L Acc - Feb 92	4.38	4.25	3.49	9.90	0.43	4	14.57	0.64	4	
Fidelity International (FIL In	Emerging Markets W Acc - Jun 10	4.05	3.87	1.44	24.85	1.01	1	38.03	1.54	1	
Newton & BNY Mellon Asset Mgmt	Global Dynamic Bond Institutional W Acc GBP - Apr 06	2.60	2.62	2.85	5.63	0.15	2	6.47	0.17	2	
Artemis Fund Managers Limited	US Smaller Companies I Acc GBP - Oct 14	1.84	1.80	0.00	25.27	0.46	3	48.08	0.88	1	
JP Morgan Asset Management UK	US Equity Income C Acc - Dec 08	1.84	1.79	2.21	22.87	0.42	3	30.98	0.57	3	
Natixis Investment Managers	Loomis Sayles U.S. Equity Leaders N/A GBP - Apr 13	1.84	1.78	0.05	27.03	0.50	2	54.56	1.00	1	
Vanguard Investments UK Limite	US Equity Index - Jun 09	1.84	1.82	1.50	25.42	0.47	3	38.56	0.71	2	N/A
Index	UK Treasury Bill Tender 3Month - Dec 98	1.00	1.01	-	0.75	0.01		1.43	0.01		N/A
Total Portfolio		**100.00**	**100.00**	**1.59**	**15.26**			**20.14**			
Selected Benchmark	**Wingate MT4 Portfolio Benchmark - Mar 08**				**15.52**			**20.59**			

Performance figures to last month end, rebased inPounds Sterling, ordered by largest original holdings. Total portfolio contribution values may not match the total portfolio performance values as this portfolio is subject to rebalancing.

Estimated contribution values are based on the percentage weightings being correct at the start of the analysed performance period.

Original weightings reflect the weightings at the last portfolio change – 20/01/2020.

Please note: Historic yield figures will only be provided for funds with at least 12 months of performance history.

** The history of this unit/share class has been extended, at FE fundinfo's discretion, to give a sense of a longer track record of the fund as a whole.

Portfolio Ratios

Fund Manager	Name	Volatility	Alpha	Beta	Sharpe	r^2
Allianz Global Invtrs GmbH(UK)	Gilt Yield I Inc - May 02	6.25	1.86	0.30	0.02	0.07
Merian Investment Management L	UK Smaller Companies U1 Acc GBP - Feb 01	14.43	1.17	2.06	0.74	0.59
Baillie Gifford & Co Ltd	Japanese B Acc - Jul 88	12.32	-1.38	1.75	0.48	0.58
GLG Partners	Japan Core Alpha C Professional Acc - Nov 99	10.42	-4.21	1.14	0.00	0.35
AXA IM UK	Framlington UK Mid Cap Z Acc - Mar 11	11.77	0.39	1.76	0.68	0.64
Jupiter Unit Trust Mgrs Ltd	UK Special Situations I Acc - Jun 96	9.55	-2.01	1.24	0.22	0.49
Liontrust Fund Partners LLP	Special Situations I Inc - Nov 05	9.14	2.47	1.41	0.89	0.68
Merian Investment Management L	UK Alpha U1 Acc GBP - Feb 03	9.99	-1.72	1.52	0.43	0.67
Schroder UT Managers	Recovery L Acc - Feb 92	9.58	-1.51	1.02	0.12	0.33
Fidelity International (FIL In	Emerging Markets W Acc - Jun 10	12.72	1.69	1.55	0.62	0.43
Newton & BNY Mellon Asset Mgmt	Global Dynamic Bond Institutional W Acc GBP - Apr 06	1.46	1.45	0.10	0.00	0.14
Artemis Fund Managers Limited	US Smaller Companies I Acc GBP - Oct 14	15.96	0.37	2.19	0.66	0.54
JP Morgan Asset Management UK	US Equity Income C Acc - Dec 08	11.37	-0.22	1.55	0.52	0.53
Natixis Investment Managers	Loomis Sayles U.S. Equity Leaders N/A GBP - Apr 13	14.13	2.67	2.02	0.86	0.59
Vanguard Investments UK Limite	US Equity Index - Jun 09	11.63	0.44	1.74	0.69	0.65
Index	UK Treasury Bill Tender 3Month - Dec 98	0.08	0.47	0.00	0.00	0.01
Total Portfolio		**5.40**	**-0.06**	**0.99**	**0.52**	**0.97**
Selected Benchmark	**Wingate MT4 Portfolio Benchmark - Mar 08**	**5.37**	**-**	**-**	**0.55**	**1.00**

Ratio figures based on last 36 months total return performance, rebased in Pounds Sterling. Ratio figures are annualised where applicable.

The benchmark for each holding is the portfolio benchmark.

Asset Allocation

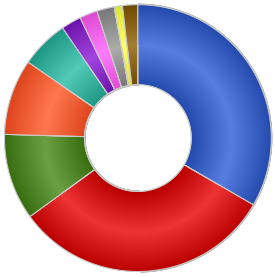

Name	Original %	Current %
UK Gilts	33.34	34.10
UK Equities	31.65	31.36
Japanese Equities	10.44	10.21
Global Fixed Interest	9.17	9.35
North American Equities	5.85	5.73
Asia Pacific Emerging Equities	2.42	2.31
Money Market	2.16	2.13
Other International Equities	2.11	2.04
Undisclosed	1.00	1.01
Other	1.84	1.77

Sector Allocation

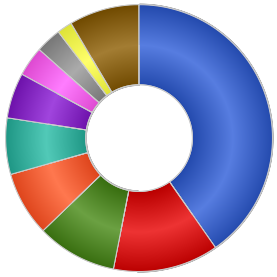

Name	Original %	Current %
Government Bonds	40.30	41.19
Financials	12.78	12.57
Industrials	9.71	9.61
Consumer Products	7.82	7.63
Telecom, Media & Technology	6.82	6.70
Services	5.49	5.45
Basic Materials	3.63	3.54
Health Care	3.10	3.04
Money Market	1.84	1.82
Others	8.50	8.45

Region Allocation

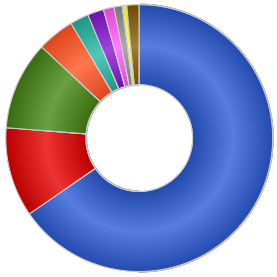

Name	Original %	Current %
UK	65.40	65.86
North America	10.85	10.75
Japan	10.70	10.47
International	4.53	4.61
Pacific Basin	2.26	2.16
Money Market	1.95	1.92
Europe ex UK	1.29	1.26
Undisclosed	1.00	1.01
Asia Pacific	0.54	0.52
Other	1.49	1.45

Top 10 Holdings

		Current %
1	HM TREASURY UNITED KINGDOM DMO 1.75% GILT 07/09/37 GBP0.01	3.87
2	HM TREASURY UNITED KINGDOM DMO 0.625% PRINCIPAL STRIP 07/06/25 GBP0.01	3.55
3	HM TREASURY UNITED KINGDOM DMO 6% GILT 2028	3.17
4	HM TREASURY UNITED KINGDOM DMO 4.25% GILT 07/12/49 GBP0.01	3.05
5	UNITED KINGDOM 4.25%/03-07.03.2036	2.54
6	HM TREASURY UNITED KINGDOM DMO 4.5% GILT 7/12/42 GBP	2.50
7	HM TREASURY UNITED KINGDOM DMO 0% TRSY STRIP 07/06/32 GBP PRIN(4.25%)	2.16
8	UNITED STATES OF AMER TREAS BILLS 2.75% TNT 15/02/28 USD100	1.99
9	HM TREASURY UNITED KINGDOM DMO 0% TSY BILL 09/03/20 GBP1	1.98
10	HM TREASURY UNITED KINGDOM DMO 2.5% GILT 22/07/65 GBP0.1	1.91

Portfolio breakdown and holdings are based on latest published data for each constituent which may have different publication dates.
Original % is based on current holdings and should be used as a guide..
Original weightings reflect the weightings at the last portfolio change – 20/01/2020.

Portfolio Backtested vs. Benchmark over 5 years

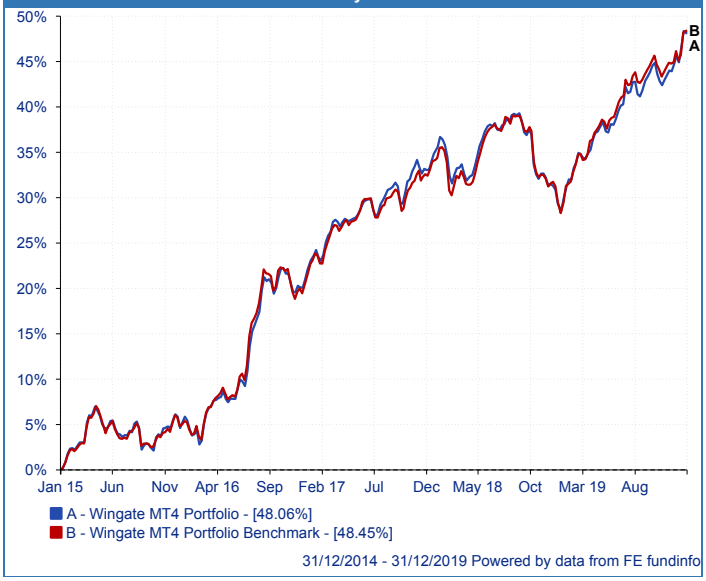

A - Wingate MT4 Portfolio - [48.06%]
B - Wingate MT4 Portfolio Benchmark - [48.45%]

31/12/2014 - 31/12/2019 Powered by data from FE fundinfo

Relative Performance of Holdings over 1 year

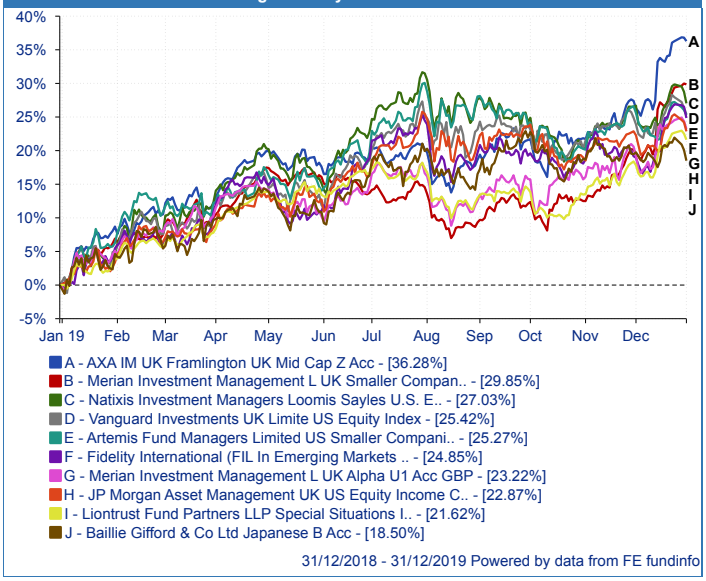

A - AXA IM UK Framlington UK Mid Cap Z Acc - [36.28%]
B - Merian Investment Management L UK Smaller Compan.. - [29.85%]
C - Natixis Investment Managers Loomis Sayles U.S. E.. - [27.03%]
D - Vanguard Investments UK Limite US Equity Index - [25.42%]
E - Artemis Fund Managers Limited US Smaller Compani.. - [25.27%]
F - Fidelity International (FIL In Emerging Markets .. - [24.85%]
G - Merian Investment Management L UK Alpha U1 Acc GBP - [23.22%]
H - JP Morgan Asset Management UK US Equity Income C.. - [22.87%]
I - Liontrust Fund Partners LLP Special Situations I.. - [21.62%]
J - Baillie Gifford & Co Ltd Japanese B Acc - [18.50%]

31/12/2018 - 31/12/2019 Powered by data from FE fundinfo

Short Term Monthly Discrete Performance over 1 year

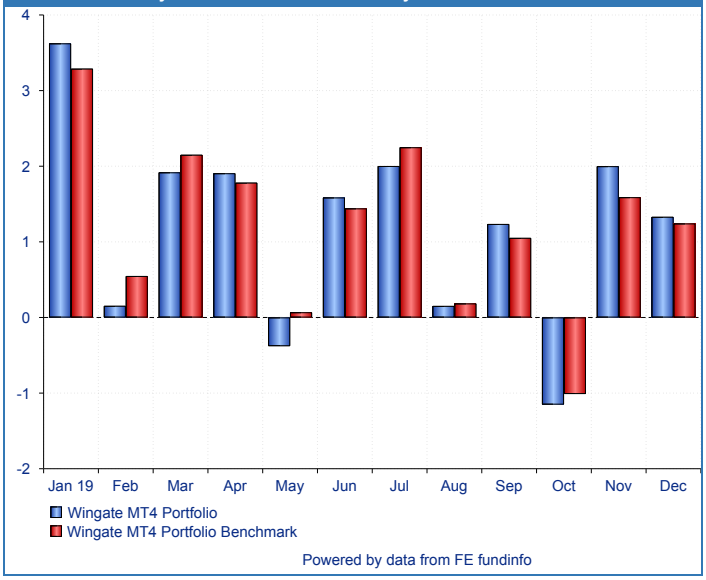

Long Term Yearly Discrete Performance over 5 years

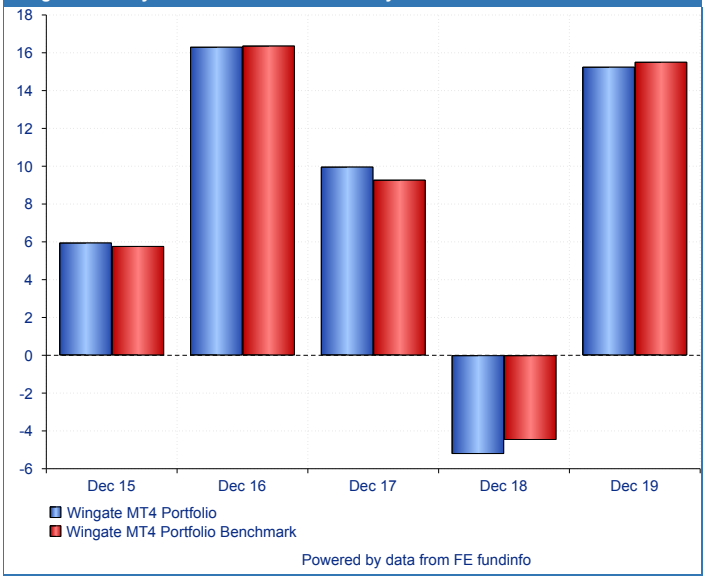

Rolling 6 months Volatility vs. Benchmark over 1 year

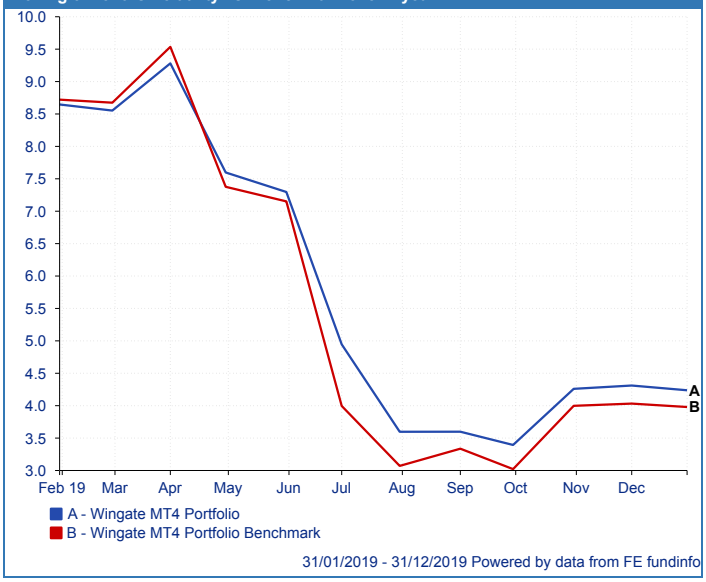

Weekly Omega chart over 1 year

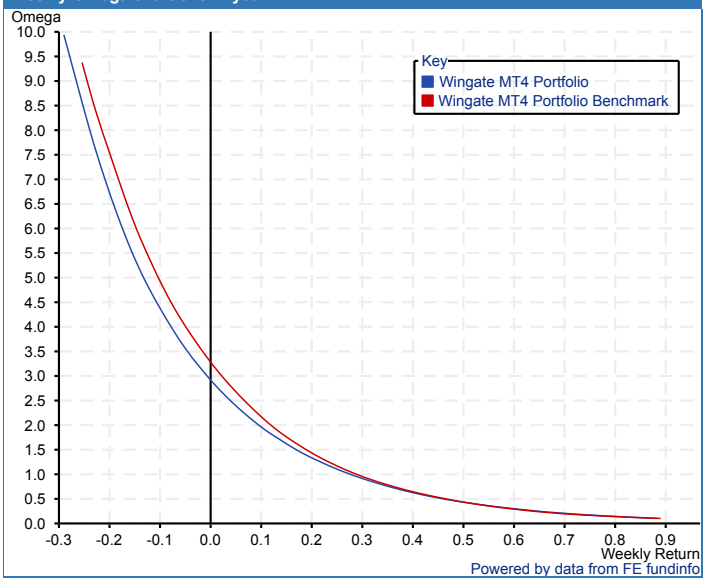

Data provided by FE fundinfo. Care has been taken to ensure that the information is correct but it neither warrants,
represents nor guarantees the contents of the information, nor does it accept any responsibility for errors, inaccuracies, omissions or any inconsistencies herein.
FE fundinfo (UK) Limited Registration number: 2405213. Registered office: 3rd Floor, Hollywood House, Church Street East, Woking, GU21 6HJ. Telephone 01483 783 900
Website:www.financialexpress.net