Wingate ST7 Portfolio

FE ANALYTICS
BE BETTER INFORMED

17 October 2019

Portfolio Summary

Instrument	Name	Currency	6m	1y	3y	5y	Hist. Yield	Portfolio Expense	FE Risk Score
Portfolio	Wingate ST7 Portfolio - Mar 08	GBP	5.73	2.66	21.15	53.10	1.41	0.55	64
Benchmark	Wingate ST7 Portfolio Benchmark - Mar 08	GBP	6.10	3.19	21.68	54.54	0.00	-	62

Performance figures to last month end

Portfolio Expense - The portfolio expense is calculated using the weighted value of the Ongoing Costs Ex Ante of the portfolio constituents. Where the Ongoing Costs Ex Ante is not available the OCF is used, and where this is not available the TER is used.

Please note: Historic yield figures will only be provided for funds with at least 12 months of performance history.

Portfolio Composition

					1 Year			3 Years			
Fund Manager	Name	Original % Holding	Current % Holding	Hist. Yield	Perf.	Est. Contrb	Qtl	Perf.	Est. Contrb	Qtl	FE Crown Rating
Index	UK Treasury Bill Tender 3Month - Dec 98	24.39	24.66	-	0.72	0.18		1.28	0.31		N/A
Allianz Global Invtrs GmbH(UK)	Gilt Yield I Inc - May 02	13.51	13.27	1.23	13.78	1.86	1	9.31	1.26	2	
Merian Global Investors (UK) L	UK Smaller Companies U1 Acc GBP - Feb 01	8.59	8.79	0.86	-9.74	-0.84	4	32.76	2.81	2	
Franklin Templeton Funds (UK)	UK Mid Cap W Acc - Jul 99	5.81	5.99	2.67	7.79	0.45	1	39.82	2.31	1	
Jupiter Unit Trust Mgrs Ltd	UK Special Situations I Acc - Jun 96	5.81	5.94	3.01	-0.31	-0.02	3	19.51	1.13	3	
Liontrust Fund Partners LLP	Special Situations I Inc - Nov 05	5.81	5.68	1.83	2.77	0.16	2	32.92	1.91	1	
Merian Global Investors (UK) L	UK Alpha U1 Acc GBP - Feb 03	5.81	5.90	3.61	2.05	0.12	2	25.61	1.49	1	
Schroder UT Managers**	Recovery L Acc - Feb 92	5.81	5.93	3.49	-5.61	-0.33	4	19.37	1.13	3	
Fidelity International (FIL In	Emerging Markets W Acc - Jun 10	5.29	5.28	1.44	11.29	0.60	1	29.23	1.55	2	
Baillie Gifford & Co Ltd**	Japanese B Acc - Jul 88	5.00	4.80	1.14	1.37	0.07	1	40.16	2.01	1	
GLG Partners	Japan Core Alpha C Professional Acc - Nov 99	5.00	4.86	2.22	-5.56	-0.28	4	23.55	1.18	3	
Artemis Fund Managers Limited	US Smaller Companies I Acc GBP - Oct 14	2.29	2.22	0.00	2.56	0.06	2	63.76	1.46	1	
JP Morgan Asset Management UK	US Equity Income C Acc - Dec 08	2.29	2.20	2.10	12.98	0.30	1	49.26	1.13	3	
Natixis Investment Managers	Loomis Sayles U.S. Equity Leaders N/A GBP - Apr 13	2.29	2.25	0.06	11.20	0.26	1	54.51	1.25	1	
Vanguard Investments UK Limite	US Equity Index - Jun 09	2.29	2.23	1.43	8.42	0.19	2	49.56	1.13	2	N/A
Total Portfolio		**100.00**	**100.00**	**1.41**	**2.66**			**21.15**			
Selected Benchmark	**Wingate ST7 Portfolio Benchmark - Mar 08**				**3.19**			**21.68**			

Performance figures to last month end, rebased inPounds Sterling, ordered by largest original holdings. Total portfolio contribution values may not match the total portfolio performance values as this portfolio is subject to rebalancing.

Estimated contribution values are based on the percentage weightings being correct at the start of the analysed performance period.

Original weightings reflect the weightings at the last portfolio change – 17/09/2019.

Please note: Historic yield figures will only be provided for funds with at least 12 months of performance history.

** The history of this unit/share class has been extended, at FE's discretion, to give a sense of a longer track record of the fund as a whole.

Portfolio Ratios

Fund Manager	Name	Volatility	Alpha	Beta	Sharpe	r^2
Index	UK Treasury Bill Tender 3Month - Dec 98	0.08	0.42	0.00	0.00	0.00
Allianz Global Invtrs GmbH(UK)	Gilt Yield I Inc - May 02	6.96	2.99	0.04	0.00	0.00
Merian Global Investors (UK) L	UK Smaller Companies U1 Acc GBP - Feb 01	13.52	-0.81	1.65	0.47	0.66
Franklin Templeton Funds (UK)	UK Mid Cap W Acc - Jul 99	12.57	1.78	1.51	0.66	0.64
Jupiter Unit Trust Mgrs Ltd	UK Special Situations I Acc - Jun 96	9.78	-1.50	1.17	0.27	0.64
Liontrust Fund Partners LLP	Special Situations I Inc - Nov 05	9.16	1.60	1.23	0.70	0.81
Merian Global Investors (UK) L	UK Alpha U1 Acc GBP - Feb 03	10.02	-0.97	1.34	0.44	0.80
Schroder UT Managers	Recovery L Acc - Feb 92	9.93	-0.51	1.02	0.26	0.47
Fidelity International (FIL In	Emerging Markets W Acc - Jun 10	13.75	0.45	1.34	0.39	0.42
Baillie Gifford & Co Ltd	Japanese B Acc - Jul 88	13.17	1.53	1.57	0.64	0.63
GLG Partners	Japan Core Alpha C Professional Acc - Nov 99	12.03	0.39	1.09	0.32	0.36
Artemis Fund Managers Limited	US Smaller Companies I Acc GBP - Oct 14	15.74	5.54	1.82	0.91	0.60
JP Morgan Asset Management UK	US Equity Income C Acc - Dec 08	11.52	5.26	1.32	0.94	0.58
Natixis Investment Managers	Loomis Sayles U.S. Equity Leaders N/A GBP - Apr 13	14.03	3.99	1.72	0.86	0.67
Vanguard Investments UK Limite	US Equity Index - Jun 09	11.50	4.41	1.45	0.94	0.71
Total Portfolio		**6.68**	**-0.02**	**0.98**	**0.46**	**0.96**
Selected Benchmark	**Wingate ST7 Portfolio Benchmark - Mar 08**	**6.67**	**-**	**-**	**0.49**	**1.00**

Ratio figures based on last 36 months total return performance, rebased in Pounds Sterling. Ratio figures are annualised where applicable.

The benchmark for each holding is the portfolio benchmark.

Asset Allocation

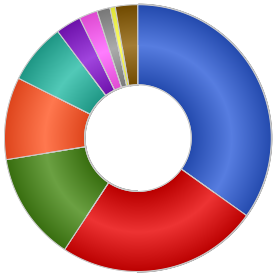

Name	Original %	Current %
UK Equities	34.86	35.40
Undisclosed	24.39	24.66
UK Gilts	13.16	12.93
Japanese Equities	9.98	9.64
North American Equities	7.35	7.14
Asia Pacific Emerging Equities	3.04	3.03
Other International Equities	2.26	2.22
Money Market	1.59	1.61
Asia Pacific Equities	0.65	0.66
Other	2.71	2.71

Sector Allocation

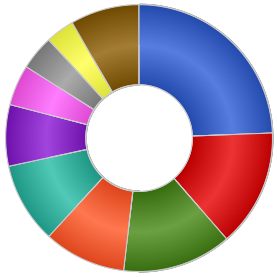

Name	Original %	Current %
Undisclosed	24.39	24.66
Financials	14.23	14.29
Government Bonds	13.23	12.99
Industrials	9.97	9.99
Consumer Products	9.79	9.79
Telecom, Media & Technology	7.43	7.39
Services	4.93	4.95
Basic Materials	4.16	4.18
Health Care	3.51	3.51
Others	8.35	8.25

Region Allocation

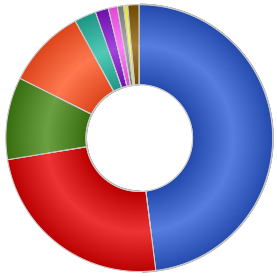

Name	Original %	Current %
UK	48.02	48.33
Undisclosed	24.39	24.66
Japan	9.98	9.64
North America	9.62	9.38
Pacific Basin	2.67	2.66
Money Market	1.59	1.61
Europe ex UK	1.09	1.10
Asia Pacific	0.76	0.76
South Africa	0.50	0.50
Other	1.37	1.36

Top 10 Holdings

		Current %
1	Undisclosed	24.66
2	HM TREASURY UNITED KINGDOM DMO 0.625% PRINCIPAL STRIP 07/06/25 GBP0.01	2.43
3	HM TREASURY UNITED KINGDOM DMO 1.75% GILT 07/09/37 GBP0.01	1.32
4	HM TREASURY UNITED KINGDOM DMO 0% TRSY STRIP 07/06/32 GBP PRIN(4.25%)	1.11
5	BP	1.14
6	GLAXOSMITHKLINE	1.12
7	HM TREASURY UNITED KINGDOM DMO 6% GILT 2028	1.06
8	HM TREASURY UNITED KINGDOM DMO 4.5% GILT 7/12/42 GBP	1.03
9	HM TREASURY UNITED KINGDOM DMO 4.75% GILT 07/12/30 GBP	0.93
10	HM TREASURY UNITED KINGDOM DMO 2.5% GILT 22/07/65 GBP0.1	0.67

Portfolio breakdown and holdings are based on latest published data for each constituent which may have different publication dates.
Original % is based on current holdings and should be used as a guide..
Original weightings reflect the weightings at the last portfolio change – 17/09/2019.

Portfolio Backtested vs. Benchmark over 5 years

A - Wingate ST7 Portfolio - [53.10%]
B - Wingate ST7 Portfolio Benchmark - [54.54%]

30/09/2014 - 30/09/2019 Powered by data from FE

Relative Performance of Holdings over 1 year

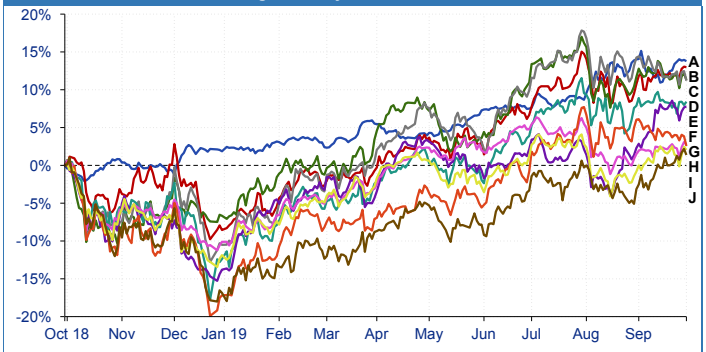

A - Allianz Global Invtrs GmbH(UK) Gilt Yield I Inc - [13.78%]
B - JP Morgan Asset Management UK US Equity Income C.. - [12.98%]
C - Fidelity International (FIL In Emerging Markets .. - [11.29%]
D - Natixis Investment Managers Loomis Sayles U.S. E.. - [11.20%]
E - Vanguard Investments UK Limite US Equity Index - [8.42%]
F - Franklin Templeton Funds (UK) UK Mid Cap W Acc - [7.79%]
G - Liontrust Fund Partners LLP Special Situations I.. - [2.77%]
H - Artemis Fund Managers Limited US Smaller Compani.. - [2.56%]
I - Merian Global Investors (UK) L UK Alpha U1 Acc GBP - [2.05%]
J - Baillie Gifford & Co Ltd Japanese B Acc - [1.37%]

28/09/2018 - 30/09/2019 Powered by data from FE

Short Term Monthly Discrete Performance over 1 year

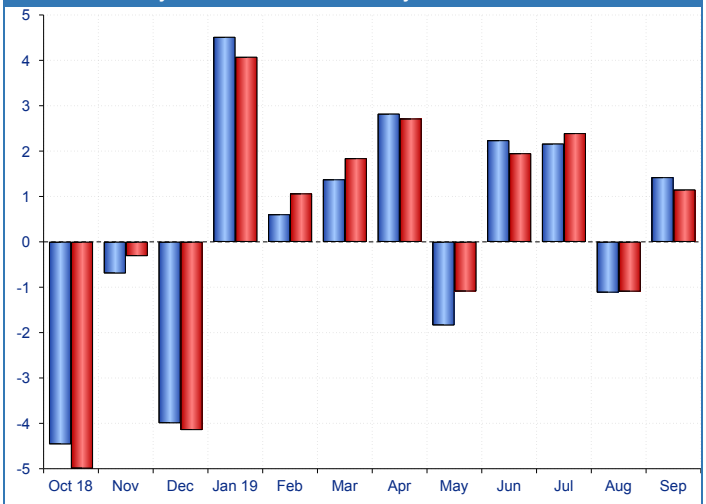

Long Term Yearly Discrete Performance over 5 years

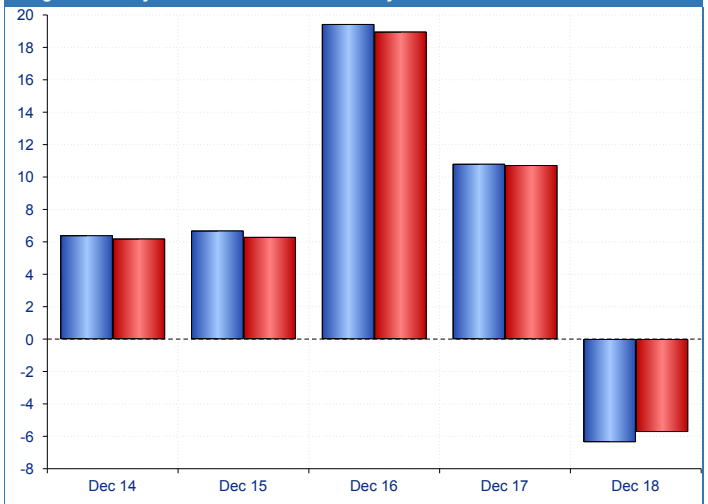

Rolling 6 months Volatility vs. Benchmark over 1 year

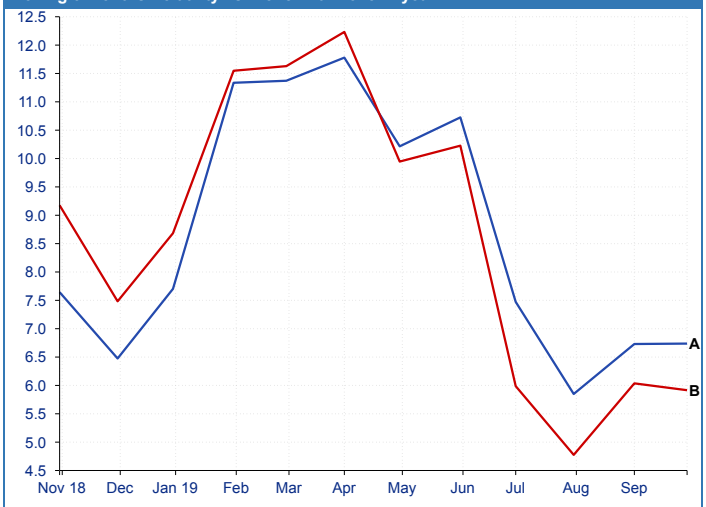

Weekly Omega chart over 1 year

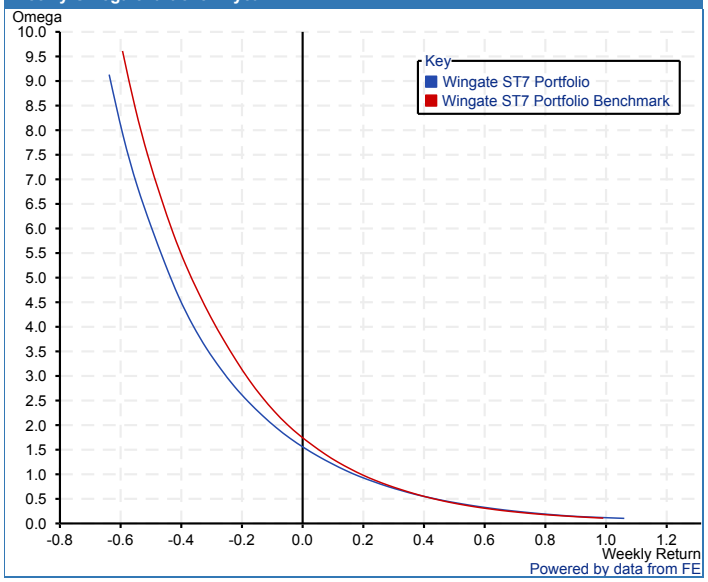

Data provided by FE. Care has been taken to ensure that the information is correct but it neither warrants,
represents nor guarantees the contents of the information, nor does it accept any responsibility for errors, inaccuracies, omissions or any inconsistencies herein.
Financial Express Limited Registration number: 2405213. Registered office: 3rd Floor, Hollywood House, Church Street East, Woking, GU21 6HJ. Telephone 01483 783 900
Website:www.financialexpress.net