

Portfolio Summary

Instrument	Name	Currency	6m	1y	3y	5y	Hist. Yield	Portfolio Expense	FE fundinfo Risk Score
Portfolio	Wingate LT5 Portfolio - Mar 08	GBP	10.36	9.68	-2.75	12.97	2.46	0.63	73
Benchmark	Wingate LT5 Portfolio Benchmark - Mar 08	GBP	9.98	9.80	1.28	18.46	0.00	-	68

Performance figures to last month end

Portfolio Expense - The portfolio expense is calculated using the weighted value of the Ongoing Costs Ex Ante of the portfolio constituents. Where the Ongoing Costs Ex Ante is not available the OCF is used, and where this is not available the TER is used.

Please note: Historic yield figures will only be provided for funds with at least 12 months of performance history.

Portfolio Composition

Fund Manager	Name	Original % Holding	Current % Holding	1 Year				3 Years			FE fundinfo Crown Rating
				Hist. Yield	Perf.	Est. Contrb	Qtl	Perf.	Est. Contrb	Qtl	
Allianz Global Invtrns GmbH(UK)	Gilt Yield I Inc - May 02	8.70	8.70	3.73	-0.22	-0.02	3	-21.43	-1.86	3	W W W W
Artemis Fund Managers Limited	Corporate Bond I Acc GBP - Oct 19	8.70	8.70	5.10	9.09	0.79	1	-3.67	-0.32	1	W W W W
Invesco Fund Managers Ltd	Corporate Bond (UK) Z Acc - Jul 95	8.70	8.70	3.92	9.22	0.80	1	-2.25	-0.20	1	W W W W
Invesco Fund Managers Ltd	Tactical Bond (UK) Z Acc - Feb 10	5.80	5.80	3.88	5.59	0.32	3	3.15	0.18	2	W W W W W W
Janus Henderson Global Investo**	Strategic Bond I Acc - Oct 99	5.80	5.80	3.20	-0.48	-0.03	4	-12.89	-0.75	4	W W W W W
Waverton Investment Management	Sterling Bond P GBP - Jan 10	5.80	5.80	3.01	4.68	0.27	3	-5.82	-0.34	2	W W W W W
BNY Mellon Fund Managers Ltd	Long Term Global Equity Inst W Acc GBP - Sep 07	3.62	3.62	0.46	17.33	0.63	3	35.35	1.28	1	W W W W W
Guinness Asset Management Ltd	Global Equity Income Y Acc GBP - Dec 10	3.62	3.62	-	13.36	0.48	3	42.41	1.54	1	W W W W W W
T. Rowe Price UK Limited	Global Focused Growth Equity C9 Acc - May 17	3.62	3.62	0.33	28.39	1.03	1	19.14	0.69	3	W W W W W
AXA IM UK	Framlington UK Mid Cap Z Acc - Mar 11	3.11	3.11	2.38	8.28	0.26	2	-7.04	-0.22	4	W W W W W
Evenlode Investment Management	Evenlode Income B Acc - Oct 09	3.11	3.11	2.80	5.23	0.16	4	22.59	0.70	2	W W W W W
Jupiter Unit Trust Mgrs Ltd	UK Special Situations I Acc - May 96	3.11	3.11	3.37	6.83	0.21	3	28.98	0.90	1	W W W W W W
Liontrust	Special Situations I Inc - Nov 05	3.11	3.11	1.94	4.32	0.13	4	9.70	0.30	3	W W W W W
Ninety One Fund Managers UK Li	UK Sustainable Equity I Acc GBP - Dec 18	3.11	3.11	1.83	3.55	0.11	4	-3.33	-0.10	4	W W W W W W
Schroder UT Managers**	Recovery L Acc - Feb 92	3.11	3.11	3.42	4.33	0.13	4	24.65	0.77	2	W W W W W
Waystone Fund Services (UK) Li	Amati UK Listed Smaller Companies B Acc - Apr 99	3.11	3.11	2.43	-1.08	-0.03	4	-29.06	-0.90	4	W W W W W
Artemis Fund Managers Limited	US Smaller Companies I Acc GBP - Oct 14	2.99	2.99	0.00	32.59	0.97	1	13.36	0.40	3	W W W W W
Dodge & Cox WorldwideFunds Plc	US Stock Acc GBP - Dec 10	2.99	2.99	-	21.86	0.65	3	43.04	1.29	2	W W W W W W
Thesis Unit Trust Mgmt Ltd	TM Natixis Loomis Sayles U.S. Equity Leaders N/A GBP - Apr 13	2.99	2.99	0.00	39.53	1.18	1	54.06	1.62	1	W W W W W
Vanguard Investments UK Limite	US Equity Index Acc GBP - Jun 09	2.99	2.99	1.27	26.25	0.78	3	42.67	1.28	3	N/A N/A N/A
Index	UK Treasury Bill Tender 3Month - Jan 85	2.17	2.17	-	5.11	0.11		7.81	0.17		N/A N/A N/A
Baillie Gifford & Co Ltd**	Japanese B Acc - Jul 88	1.63	1.63	1.54	8.35	0.14	4	-6.27	-0.10	4	W W W W W
BlackRock	Continental European Income D Acc - May 11	1.63	1.63	3.75	11.14	0.18	3	24.22	0.39	3	W W W W W
Federated Hermes	Asia ex-Japan Equity F Acc GBP - Nov 12	1.63	1.63	-	3.78	0.06	2	1.96	0.03	2	W W W W W W
Fidelity International (FIL In	European W Acc - Nov 85	1.63	1.63	1.44	14.72	0.24	2	40.10	0.65	1	W W W W W W
FSSA IM (First Sentier Investo	Asia Focus B Acc GBP - Aug 15	1.63	1.63	1.63	-6.20	-0.10	4	-8.12	-0.13	3	W W W W W W
Man Fund Management UK Limited**	Japan Core Alpha C Professional Acc - Mar 98	1.63	1.63	-	27.92	0.46	1	54.47	0.89	1	W W W W W W
Total Portfolio		100.00	100.00	2.46	9.68			-2.75			
Selected Benchmark	Wingate LT5 Portfolio Benchmark - Mar 08				9.80			1.28			

Performance figures to last month end, rebased in Pounds Sterling, ordered by largest original holdings. Total portfolio contribution values may not match the total portfolio performance values as this portfolio is subject to rebalancing.

Estimated contribution values are based on the percentage weightings being correct at the start of the analysed performance period.

Original weightings reflect the weightings at the last portfolio change - 24/04/2024.

Please note: Historic yield figures will only be provided for funds with at least 12 months of performance history.

** The history of this unit/share class has been extended, at FE fundinfo's discretion, to give a sense of a longer track record of the fund as a whole.

Portfolio ESG Rating

Fund Manager	Name	ISS ESG Fund Rating Stars‡
Allianz Global Invtrns GmbH(UK)	Gilt Yield I Inc - May 02	★★★★★
Artemis Fund Managers Limited	Corporate Bond I Acc GBP - Oct 19	★★★★★
Invesco Fund Managers Ltd	Corporate Bond (UK) Z Acc - Jul 95	★★★★★
Invesco Fund Managers Ltd	Tactical Bond (UK) Z Acc - Feb 10	★★★★★
Janus Henderson Global Investo	Strategic Bond I Acc - Oct 99	★★★★★
Waverton Investment Management	Sterling Bond P GBP - Jan 10	★★★★★
BNY Mellon Fund Managers Ltd	Long Term Global Equity Inst W Acc GBP - Sep 07	★★★★★
Guinness Asset Management Ltd	Global Equity Income Y Acc GBP - Dec 10	★★★★★
T. Rowe Price UK Limited	Global Focused Growth Equity C9 Acc - May 17	★★★★★
AXA IM UK	Framlington UK Mid Cap Z Acc - Mar 11	★★★★★
Evenlode Investment Management	Evenlode Income B Acc - Oct 09	★★★★★
Jupiter Unit Trust Mgrs Ltd	UK Special Situations I Acc - May 96	★★★★★
Liontrust	Special Situations I Inc - Nov 05	★★★★★
Ninety One Fund Managers UK Li	UK Sustainable Equity I Acc GBP - Dec 18	★★★★★
Schroder UT Managers	Recovery L Acc - Feb 92	★★★★★
Waystone Fund Services (UK) Li	Amati UK Listed Smaller Companies B Acc - Apr 99	★★★★★
Artemis Fund Managers Limited	US Smaller Companies I Acc GBP - Oct 14	★★★★★

Portfolio ESG Rating continued..

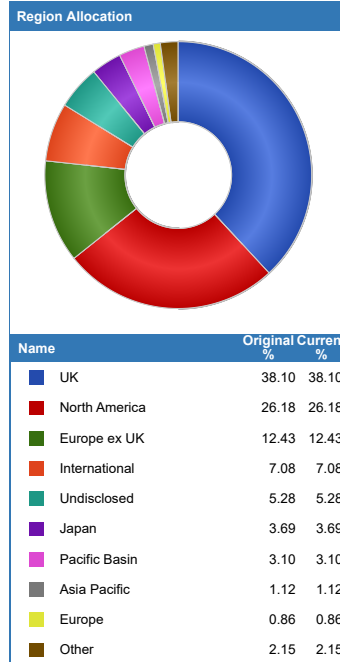
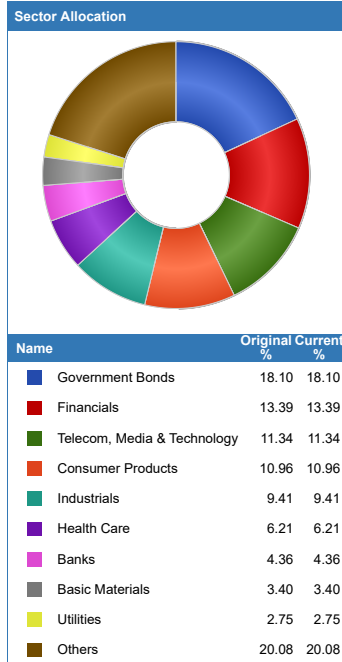
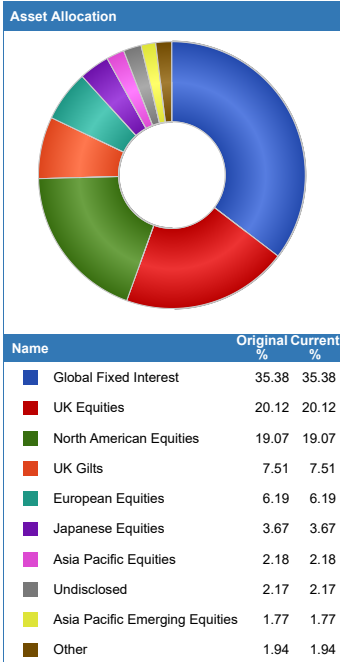
Fund Manager	Name	ISS ESG Fund Rating Stars‡
Dodge & Cox WorldwideFunds Plc	US Stock Acc GBP - Dec 10	★★★★★
Thesis Unit Trust Mgmt Ltd	TM Natixis Loomis Sayles U.S. Equity Leaders N/A GBP - Apr 13	★★★★★
Vanguard Investments UK Limite	US Equity Index Acc GBP - Jun 09	★★★★★
Index	UK Treasury Bill Tender 3Month - Jan 85	
Baillie Gifford & Co Ltd	Japanese B Acc - Jul 88	★★★★★
BlackRock	Continental European Income D Acc - May 11	★★★★★
Federated Hermes	Asia ex-Japan Equity F Acc GBP - Nov 12	★★★★★
Fidelity International (FIL In	European W Acc - Nov 85	★★★★★
FSSA IM (First Sentier Investo	Asia Focus B Acc GBP - Aug 15	★★★★★
Man Fund Management UK Limited	Japan Core Alpha C Professional Acc - Mar 98	★★★★★

‡ Data Provided by ISS ESG.

Portfolio Ratios

Fund Manager	Name	Volatility	Alpha	Beta	Sharpe	r ²
Allianz Global Invtrs GmbH(UK)	Gilt Yield I Inc - May 02	11.82	-7.86	1.02	-0.01	0.60
Artemis Fund Managers Limited	Corporate Bond I Acc GBP - Oct 19	9.34	-1.58	0.94	0.00	0.81
Invesco Fund Managers Ltd	Corporate Bond (UK) Z Acc - Jul 95	9.55	-1.08	0.95	0.00	0.79
Invesco Fund Managers Ltd	Tactical Bond (UK) Z Acc - Feb 10	5.78	0.72	0.59	0.00	0.83
Janus Henderson Global Investo	Strategic Bond I Acc - Oct 99	9.40	-4.77	0.88	-0.01	0.70
Waverton Investment Management	Sterling Bond P GBP - Jan 10	7.31	-2.31	0.73	0.00	0.80
BNY Mellon Fund Managers Ltd	Long Term Global Equity Inst W Acc GBP - Sep 07	11.26	10.41	0.99	0.63	0.62
Guinness Asset Management Ltd	Global Equity Income Y Acc GBP - Dec 10	8.56	12.23	0.74	1.05	0.60
T. Rowe Price UK Limited	Global Focused Growth Equity C9 Acc - May 17	13.69	5.96	1.18	0.18	0.60
AXA IM UK	Framlington UK Mid Cap Z Acc - Mar 11	18.44	-2.25	1.86	-0.01	0.81
Evenlode Investment Management	Evenlode Income B Acc - Oct 09	9.95	6.79	0.86	0.35	0.59
Jupiter Unit Trust Mgrs Ltd	UK Special Situations I Acc - May 96	12.20	8.81	0.93	0.44	0.46
Liontrust	Special Situations I Inc - Nov 05	13.74	2.97	1.32	0.00	0.74
Ninety One Fund Managers UK Li	UK Sustainable Equity I Acc GBP - Dec 18	12.27	-1.38	1.23	-0.01	0.80
Schroder UT Managers	Recovery L Acc - Feb 92	15.63	7.78	1.28	0.26	0.53
Waystone Fund Services (UK) Li	Amati UK Listed Smaller Companies B Acc - Apr 99	14.93	-10.83	1.38	-0.02	0.68
Artemis Fund Managers Limited	US Smaller Companies I Acc GBP - Oct 14	19.56	5.03	1.41	0.04	0.41
Dodge & Cox WorldwideFunds Plc	US Stock Acc GBP - Dec 10	12.43	12.59	1.01	0.74	0.53
Thesis Unit Trust Mgmt Ltd	TM Natixis Loomis Sayles U.S. Equity Leaders N/A GBP - Apr 13	16.79	15.92	1.21	0.71	0.42
Vanguard Investments UK Limite	US Equity Index Acc GBP - Jun 09	13.24	12.48	1.14	0.69	0.60
Index	UK Treasury Bill Tender 3Month - Jan 85	0.63	2.53	0.01	0.00	0.04
Baillie Gifford & Co Ltd	Japanese B Acc - Jul 88	11.52	-2.32	1.02	-0.01	0.63
BlackRock	Continental European Income D Acc - May 11	12.27	7.32	1.10	0.33	0.65
Federated Hermes	Asia ex-Japan Equity F Acc GBP - Nov 12	14.73	1.00	0.86	0.00	0.27
Fidelity International (FIL In	European W Acc - Nov 85	11.58	11.61	1.12	0.72	0.75
FSSA IM (First Sentier Investo	Asia Focus B Acc GBP - Aug 15	13.62	-2.60	0.86	-0.01	0.32
Man Fund Management UK Limited	Japan Core Alpha C Professional Acc - Mar 98	12.08	15.88	0.56	1.00	0.17
Total Portfolio		9.43	-1.34	1.05	0.00	0.99
Selected Benchmark	Wingate LT5 Portfolio Benchmark - Mar 08	8.93	-	-	0.00	1.00

Ratio figures based on last 36 months total return performance, rebased in Pounds Sterling. Ratio figures are annualised where applicable. The benchmark for each holding is the portfolio benchmark.



Top 10 Holdings

	Current %
1 Undisclosed	7.97
2 UNITED KINGDOM GILT FIX 3.750% 29.01.2038	0.87
3 MICROSOFT CORPORATION	0.86
4 UNITED KINGDOM GILT FIX 4.500% 07.09.2034	0.82
5 UNITED KINGDOM GILT FIX 3.500% 22.10.2025	0.75
6 UNITED KINGDOM GILT FIX 3.750% 07.03.2027	0.56
7 NVIDIA CORP	0.52
8 UNITED KINGDOM GILT FIX 4.125% 29.01.2027	0.52
9 NOVO NORDISK A/S	0.51
10 UNILEVER PLC	0.48

Portfolio breakdown and holdings are based on latest published data for each constituent which may have different publication dates.
 Original % is based on current holdings and should be used as a guide.
 Original weightings reflect the weightings at the last portfolio change - 24/04/2024.

