

### Portfolio Summary

| Instrument | Name                                     | Currency | 6m   | 1y   | 3y   | 5y    | Hist. Yield | Portfolio Expense | FE fundinfo Score | Risk |
|------------|--|----------|------|------|------|-------|-------------|-------------------|-------------------|------|
| Portfolio  | Wingate MT9 Portfolio - Mar 08           | GBP      | 5.47 | 9.27 | 3.33 | 26.12 | 1.68        | 0.75              | 89                |      |
| Benchmark  | Wingate MT9 Portfolio Benchmark - Mar 08 | GBP      | 5.86 | 9.80 | 9.06 | 36.09 | 0.00        | -                 | 84                |      |

Performance figures to last month end

Portfolio Expense - The portfolio expense is calculated using the weighted value of the Ongoing Costs Ex Ante of the portfolio constituents. Where the Ongoing Costs Ex Ante is not available the OCF is used, and where this is not available the TER is used.

Please note: Historic yield figures will only be provided for funds with at least 12 months of performance history.

### Portfolio Composition

| Fund Manager                     | Name  | Original % Holding | Current % Holding | Hist. Yield | 1 Year      |             |     | 3 Years     |             |     | FE fundinfo Crown Rating |
|----------------------------------|---|--------------------|-------------------|-------------|-------------|-------------|-----|-------------|-------------|-----|--------------------------|
|                                  |   |                    |                   |             | Perf.       | Est. Contrb | Qtl | Perf.       | Est. Contrb | Qtl |                          |
| Artemis Fund Managers Limited    | US Smaller Companies I Acc GBP - Oct 14                       | 5.55               | 5.52              | 0.00        | 12.74       | 0.71        | 2   | 7.02        | 0.39        | 3   | W                        |
| Dodge & Cox WorldwideFunds Plc   | US Stock Acc GBP - Dec 10                                     | 5.55               | 5.52              | -           | 10.18       | 0.57        | 3   | 50.21       | 2.79        | 1   | W                        |
| Thesis Unit Trust Mgmt Ltd       | TM Natixis Loomis Sayles U.S. Equity Leaders N/A GBP - Apr 13 | 5.55               | 5.56              | 0.00        | 43.70       | 2.43        | 1   | 38.20       | 2.12        | 2   | W                        |
| Vanguard Investments UK Limite   | US Equity Index Acc GBP - Jun 09                              | 5.55               | 5.50              | 1.27        | 18.61       | 1.03        | 2   | 35.50       | 1.97        | 3   | N/A                      |
| Invesco Fund Managers Ltd**      | Tactical Bond (UK) Y Acc - Feb 10                             | 4.40               | 4.39              | 3.93        | 6.51        | 0.29        | 4   | 3.28        | 0.14        | 1   | W                        |
| Janus Henderson Global Investo** | Strategic Bond I Acc - Oct 99                                 | 4.40               | 4.38              | 3.45        | 4.40        | 0.19        | 4   | -13.85      | -0.61       | 4   | W                        |
| Waverton Investment Management   | Sterling Bond P GBP - Jan 10                                  | 4.40               | 4.38              | 3.21        | 6.87        | 0.30        | 3   | -7.94       | -0.35       | 2   | W                        |
| AXA IM UK                        | Framlington UK Mid Cap Z Acc - Mar 11                         | 3.71               | 3.71              | 2.38        | 4.99        | 0.19        | 4   | -7.74       | -0.29       | 4   | W                        |
| Jupiter Unit Trust Mgrs Ltd      | UK Special Situations I Acc - May 96                          | 3.71               | 3.73              | 3.37        | 11.75       | 0.44        | 1   | 41.97       | 1.56        | 1   | W                        |
| Liontrust                        | Special Situations I Inc - Nov 05                             | 3.71               | 3.71              | 1.94        | 6.30        | 0.23        | 3   | 13.73       | 0.51        | 3   | W                        |
| Ninety One Fund Managers UK Li   | UK Sustainable Equity I Acc GBP - Dec 18                      | 3.71               | 3.71              | 1.42        | 4.63        | 0.17        | 4   | -3.23       | -0.12       | 4   | W                        |
| Schroder UT Managers**           | Recovery L Acc - Feb 92                                       | 3.71               | 3.73              | 3.42        | 13.14       | 0.49        | 1   | 41.22       | 1.53        | 1   | W                        |
| Waystone Fund Services (UK) Li   | Amati UK Listed Smaller Companies B Acc - Apr 99              | 3.71               | 3.71              | 2.35        | -7.29       | -0.27       | 4   | -22.35      | -0.83       | 4   | W                        |
| Waystone Fund Services (UK) Li   | Evenlode Income B Acc - Oct 09                                | 3.71               | 3.70              | 2.80        | 9.33        | 0.35        | 2   | 25.02       | 0.93        | 2   | W                        |
| Baillie Gifford & Co Ltd**       | Japanese B Acc - Jul 88                                       | 3.35               | 3.32              | 1.54        | 1.46        | 0.05        | 4   | -11.55      | -0.39       | 4   | W                        |
| BlackRock                        | Continental European Income D Acc - May 11                    | 3.35               | 3.37              | 4.09        | 12.00       | 0.40        | 3   | 17.33       | 0.58        | 3   | W                        |
| Federated Hermes                 | Asia ex-Japan Equity F Acc GBP - Nov 12                       | 3.35               | 3.39              | -           | 2.71        | 0.09        | 1   | 10.79       | 0.36        | 1   | W                        |
| Fidelity International (FIL In   | Emerging Markets W Acc - Jun 10                               | 3.35               | 3.39              | 1.15        | 2.24        | 0.08        | 3   | -22.43      | -0.75       | 4   | W                        |
| Fidelity International (FIL In   | European W Acc - Nov 85                                       | 3.35               | 3.38              | 1.52        | 13.97       | 0.47        | 3   | 32.74       | 1.10        | 1   | W                        |
| FSSA IM (First Sentier Investo   | Asia Focus B Acc GBP - Aug 15                                 | 3.35               | 3.37              | 1.73        | -6.09       | -0.20       | 4   | -7.48       | -0.25       | 3   | W                        |
| Lazard Fund Managers             | Emerging Markets A Acc GBP - Jun 97                           | 3.35               | 3.39              | 3.88        | 15.36       | 0.51        | 1   | 16.89       | 0.57        | 1   | W                        |
| Man Fund Management UK Limited** | Japan Core Alpha C Professional Acc - Mar 98                  | 3.35               | 3.33              | -           | 14.97       | 0.50        | 1   | 56.94       | 1.91        | 1   | W                        |
| BNY Mellon Fund Managers Ltd     | Long Term Global Equity Inst W Acc GBP - Sep 07               | 3.20               | 3.20              | 0.46        | 14.80       | 0.47        | 2   | 24.62       | 0.79        | 2   | W                        |
| Guinness Asset Management Ltd    | Global Equity Income Y Acc GBP - Dec 10                       | 3.20               | 3.20              | -           | 9.24        | 0.30        | 3   | 37.54       | 1.20        | 1   | W                        |
| T. Rowe Price UK Limited         | Global Focused Growth Equity C9 Acc - May 17                  | 3.20               | 3.22              | 0.22        | 19.80       | 0.63        | 1   | 6.93        | 0.22        | 4   | W                        |
| Index                            | UK Treasury Bill Tender 3Month - Jan 85                       | 2.20               | 2.20              | -           | 4.78        | 0.11        |     | 6.36        | 0.14        |     | N/A                      |
| <b>Total Portfolio</b>           |   | <b>100.00</b>      | <b>100.00</b>     | <b>1.68</b> | <b>9.27</b> |             |     | <b>3.33</b> |             |     |                          |
| <b>Selected Benchmark</b>        | <b>Wingate MT9 Portfolio Benchmark - Mar 08</b>               |                    |                   |             | <b>9.80</b> |             |     | <b>9.06</b> |             |     |                          |

Performance figures to last month end, rebased in Pounds Sterling, ordered by largest original holdings. Total portfolio contribution values may not match the total portfolio performance values as this portfolio is subject to rebalancing.

Estimated contribution values are based on the percentage weightings being correct at the start of the analysed performance period.

Original weightings reflect the weightings at the last portfolio change - 23/01/2024.

Please note: Historic yield figures will only be provided for funds with at least 12 months of performance history.

\*\* The history of this unit/share class has been extended, at FE fundinfo's discretion, to give a sense of a longer track record of the fund as a whole.

### Portfolio ESG Rating

| Fund Manager                   | Name  | ISS ESG Fund Rating Stars‡ |
|--------------------------------|---|----------------------------|
| Artemis Fund Managers Limited  | US Smaller Companies I Acc GBP - Oct 14                       | ★★★★☆                      |
| Dodge & Cox WorldwideFunds Plc | US Stock Acc GBP - Dec 10                                     | ★★★★☆                      |
| Thesis Unit Trust Mgmt Ltd     | TM Natixis Loomis Sayles U.S. Equity Leaders N/A GBP - Apr 13 | ★★★★☆                      |
| Vanguard Investments UK Limite | US Equity Index Acc GBP - Jun 09                              | ★★★★☆                      |
| Invesco Fund Managers Ltd      | Tactical Bond (UK) Y Acc - Feb 10                             |                            |
| Janus Henderson Global Investo | Strategic Bond I Acc - Oct 99                                 |                            |
| Waverton Investment Management | Sterling Bond P GBP - Jan 10                                  | ★★★★☆                      |
| AXA IM UK                      | Framlington UK Mid Cap Z Acc - Mar 11                         | ★★★★☆                      |
| Jupiter Unit Trust Mgrs Ltd    | UK Special Situations I Acc - May 96                          | ★★★★☆                      |
| Liontrust                      | Special Situations I Inc - Nov 05                             | ★★★★☆                      |
| Ninety One Fund Managers UK Li | UK Sustainable Equity I Acc GBP - Dec 18                      | ★★★★☆                      |
| Schroder UT Managers           | Recovery L Acc - Feb 92                                       | ★★★★☆                      |
| Waystone Fund Services (UK) Li | Amati UK Listed Smaller Companies B Acc - Apr 99              |                            |
| Waystone Fund Services (UK) Li | Evenlode Income B Acc - Oct 09                                | ★★★★☆                      |
| Baillie Gifford & Co Ltd       | Japanese B Acc - Jul 88                                       | ★★★★☆                      |
| BlackRock                      | Continental European Income D Acc - May 11                    | ★★★★☆                      |
| Federated Hermes               | Asia ex-Japan Equity F Acc GBP - Nov 12                       | ★★★★☆                      |
| Fidelity International (FIL In | Emerging Markets W Acc - Jun 10                               | ★★★★☆                      |

Portfolio ESG Rating continued..

| Fund Manager                   | Name  | ISS ESG Fund Rating Stars‡ |
|--------------------------------|---|----------------------------|
| Fidelity International (FIL In | European W Acc - Nov 85                         | ★★★★★                      |
| FSSA IM (First Sentier Investo | Asia Focus B Acc GBP - Aug 15                   | ★★★★☆                      |
| Lazard Fund Managers           | Emerging Markets A Acc GBP - Jun 97             | ★★★★☆                      |
| Man Fund Management UK Limited | Japan Core Alpha C Professional Acc - Mar 98    | ★★★★☆                      |
| BNY Mellon Fund Managers Ltd   | Long Term Global Equity Inst W Acc GBP - Sep 07 | ★★★★☆                      |
| Guinness Asset Management Ltd  | Global Equity Income Y Acc GBP - Dec 10         | ★★★★★                      |
| T. Rowe Price UK Limited       | Global Focused Growth Equity C9 Acc - May 17    | ★★★★☆                      |
| Index                          | UK Treasury Bill Tender 3Month - Jan 85         |                            |

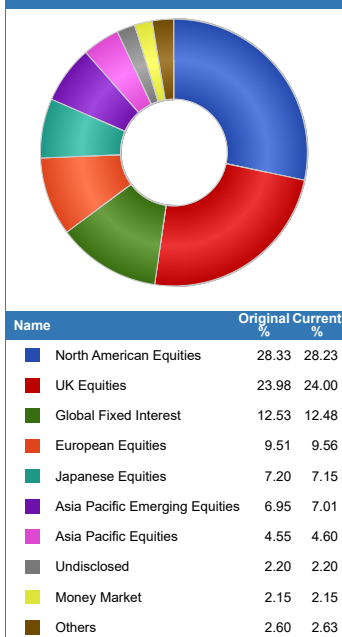
‡ Data Provided by ISS ESG.

Portfolio Ratios

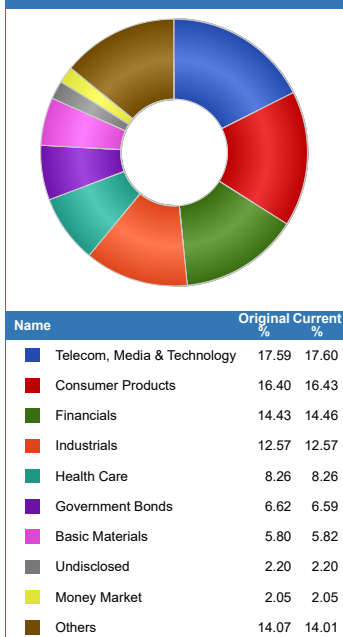
| Fund Manager                   | Name  | Volatility   | Alpha        | Beta        | Sharpe      | r <sup>2</sup> |
|--------------------------------|---|--------------|--------------|-------------|-------------|----------------|
| Artemis Fund Managers Limited  | US Smaller Companies I Acc GBP - Oct 14                       | 18.84        | -0.46        | 1.31        | 0.00        | 0.51           |
| Dodge & Cox WorldwideFunds Plc | US Stock Acc GBP - Dec 10                                     | 13.19        | 11.91        | 0.93        | 0.84        | 0.52           |
| Thesis Unit Trust Mgmt Ltd     | TM Natixis Loomis Sayles U.S. Equity Leaders N/A GBP - Apr 13 | 16.62        | 8.76         | 1.10        | 0.47        | 0.46           |
| Vanguard Investments UK Limite | US Equity Index Acc GBP - Jun 09                              | 13.07        | 7.78         | 1.02        | 0.55        | 0.64           |
| Invesco Fund Managers Ltd      | Tactical Bond (UK) Y Acc - Feb 10                             | 5.66         | -0.34        | 0.46        | 0.00        | 0.69           |
| Janus Henderson Global Investo | Strategic Bond I Acc - Oct 99                                 | 9.23         | -6.58        | 0.66        | -0.01       | 0.53           |
| Waverton Investment Management | Sterling Bond P GBP - Jan 10                                  | 7.06         | -4.25        | 0.54        | 0.00        | 0.60           |
| AXA IM UK                      | Framlington UK Mid Cap Z Acc - Mar 11                         | 18.42        | -6.38        | 1.63        | -0.01       | 0.82           |
| Jupiter Unit Trust Mgrs Ltd    | UK Special Situations I Acc - May 96                          | 12.84        | 10.05        | 0.86        | 0.69        | 0.46           |
| Liontrust                      | Special Situations I Inc - Nov 05                             | 13.78        | 1.07         | 1.22        | 0.06        | 0.82           |
| Ninety One Fund Managers UK Li | UK Sustainable Equity I Acc GBP - Dec 18                      | 12.18        | -4.03        | 1.10        | -0.01       | 0.85           |
| Schroder UT Managers           | Recovery L Acc - Feb 92                                       | 15.90        | 9.35         | 1.12        | 0.55        | 0.52           |
| Waystone Fund Services (UK) Li | Amati UK Listed Smaller Companies B Acc - Apr 99              | 15.16        | -11.07       | 1.30        | -0.02       | 0.76           |
| Waystone Fund Services (UK) Li | Evenlode Income B Acc - Oct 09                                | 10.36        | 5.38         | 0.80        | 0.41        | 0.63           |
| Baillie Gifford & Co Ltd       | Japanese B Acc - Jul 88                                       | 11.29        | -6.28        | 0.88        | -0.01       | 0.64           |
| BlackRock                      | Continental European Income D Acc - May 11                    | 12.28        | 2.71         | 1.00        | 0.16        | 0.69           |
| Federated Hermes               | Asia ex-Japan Equity F Acc GBP - Nov 12                       | 13.90        | 1.96         | 0.71        | 0.00        | 0.27           |
| Fidelity International (FIL In | Emerging Markets W Acc - Jun 10                               | 13.11        | -10.14       | 0.89        | -0.02       | 0.48           |
| Fidelity International (FIL In | European W Acc - Nov 85                                       | 11.89        | 6.94         | 1.01        | 0.54        | 0.75           |
| FSSA IM (First Sentier Investo | Asia Focus B Acc GBP - Aug 15                                 | 13.08        | -4.15        | 0.72        | -0.01       | 0.32           |
| Lazard Fund Managers           | Emerging Markets A Acc GBP - Jun 97                           | 11.23        | 3.25         | 0.77        | 0.16        | 0.49           |
| Man Fund Management UK Limited | Japan Core Alpha C Professional Acc - Mar 98                  | 12.69        | 15.14        | 0.50        | 1.00        | 0.16           |
| BNY Mellon Fund Managers Ltd   | Long Term Global Equity Inst W Acc GBP - Sep 07               | 11.34        | 4.98         | 0.92        | 0.36        | 0.68           |
| Guinness Asset Management Ltd  | Global Equity Income Y Acc GBP - Dec 10                       | 9.29         | 9.11         | 0.69        | 0.83        | 0.57           |
| T. Rowe Price UK Limited       | Global Focused Growth Equity C9 Acc - May 17                  | 13.32        | -0.43        | 1.04        | 0.00        | 0.64           |
| Index                          | UK Treasury Bill Tender 3Month - Jan 85                       | 0.60         | 2.07         | 0.00        | 0.00        | 0.00           |
| <b>Total Portfolio</b>         |   | <b>10.74</b> | <b>-1.88</b> | <b>1.04</b> | <b>0.00</b> | <b>0.98</b>    |
| <b>Selected Benchmark</b>      | <b>Wingate MT9 Portfolio Benchmark - Mar 08</b>               | <b>10.21</b> | <b>-</b>     | <b>-</b>    | <b>0.00</b> | <b>1.00</b>    |

Ratio figures based on last 36 months total return performance, rebased in Pounds Sterling. Ratio figures are annualised where applicable. The benchmark for each holding is the portfolio benchmark.

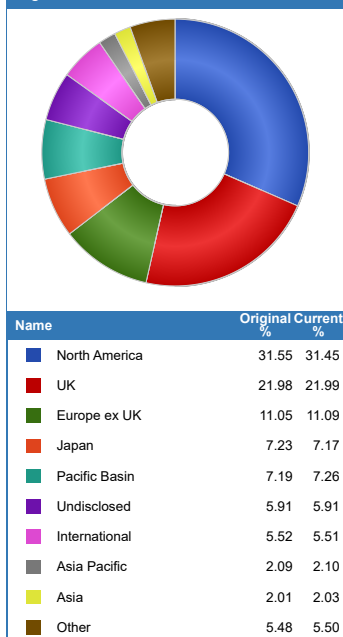
Asset Allocation



Sector Allocation



Region Allocation

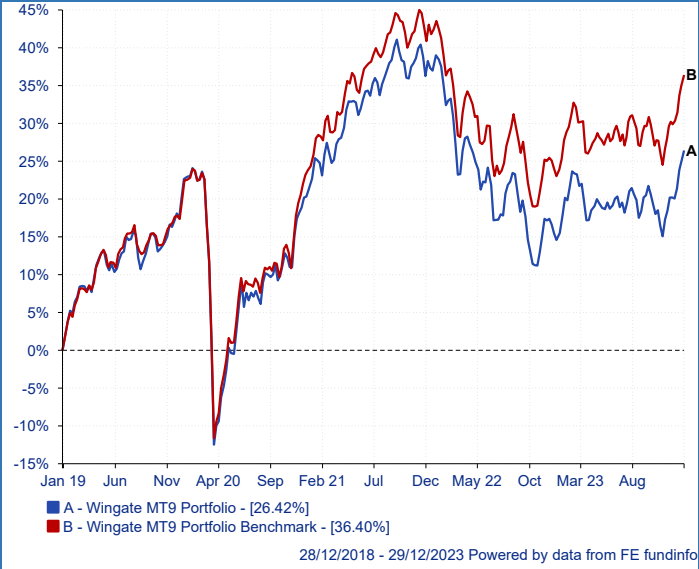


Top 10 Holdings

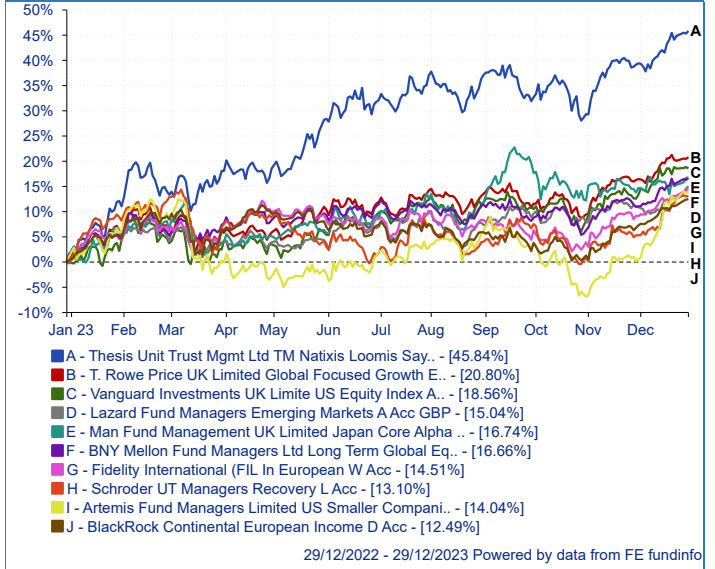
| Rank | Company Name                                       | Current % |
|------|--|-----------|
| 1    | Undisclosed  | 6.58      |
| 2    | MICROSOFT CORPORATION                              | 1.12      |
| 3    | NVIDIA CORP  | 0.71      |
| 4    | TAIWAN SEMICONDUCTOR MANUFACTURING COMPANY LIMITED | 0.70      |
| 5    | ALPHABET INC                                       | 0.69      |
| 6    | AMAZON.COM, INC.                                   | 0.64      |
| 7    | NOVO NORDISK A/S                                   | 0.61      |
| 8    | UNILEVER PLC                                       | 0.60      |
| 9    | META PLATFORMS, INC.                               | 0.52      |
| 10   | HDFC BANK LIMITED                                  | 0.50      |

Portfolio breakdown and holdings are based on latest published data for each constituent which may have different publication dates. Original % is based on current holdings and should be used as a guide. Original weightings reflect the weightings at the last portfolio change - 23/01/2024.

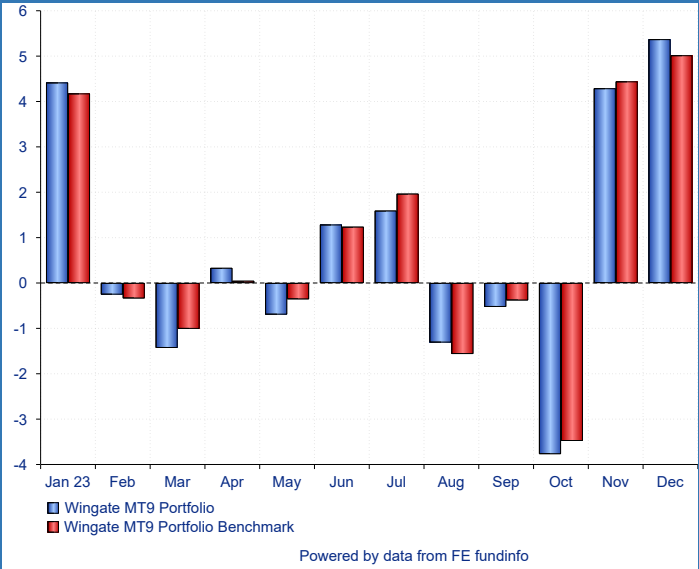
**Portfolio Backtested vs. Benchmark over 5 years**



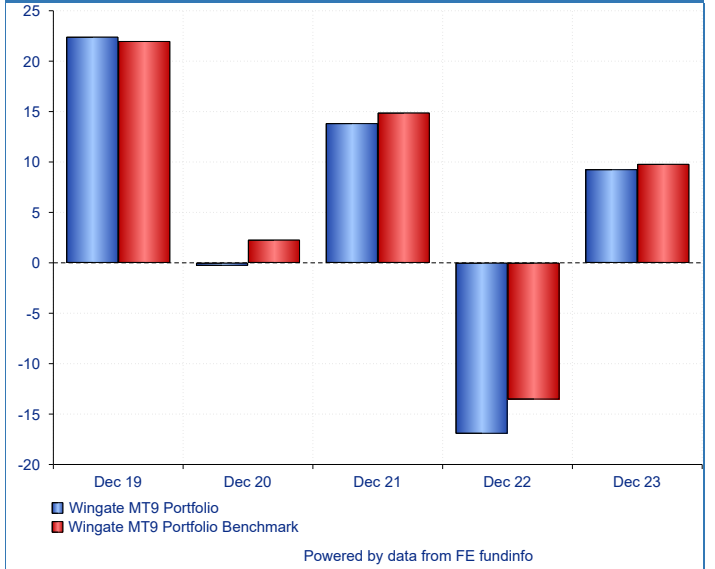
**Relative Performance of Holdings over 1 year**



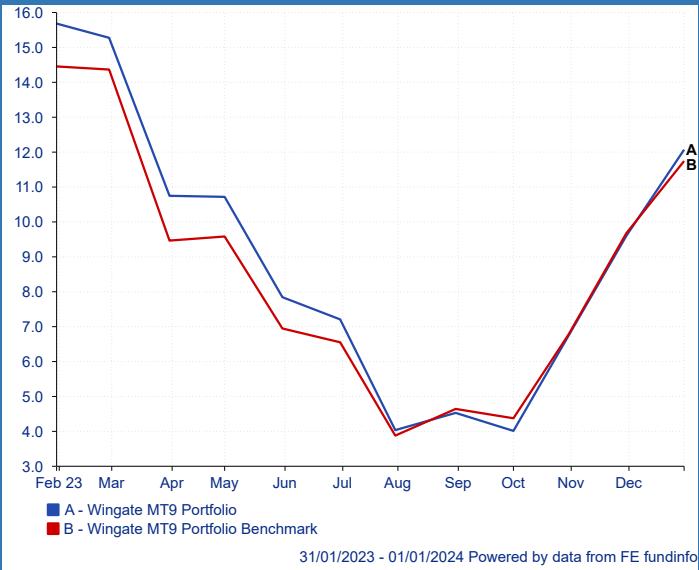
**Short Term Monthly Discrete Performance over 1 year**



**Long Term Yearly Discrete Performance over 5 years**



**Rolling 6 months Volatility vs. Benchmark over 1 year**



**Weekly Omega chart over 1 year**

